


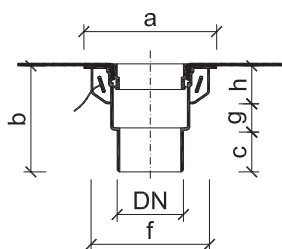
Heated balcony outlets TOPWET TWBE



BASIC INFORMATION

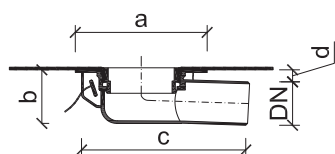
purpose	drainage of terraces and balconies with electric heating
material	polyamide PA6
integrated connection sleeve	BIT – modified bitumen strip SBS, PVC – mPVC based foil, TPO – thermoplastic (flexible) polyolefin, EPDM – synthetic rubber foil, PE – polyethylene foil, STE – a sleeve for connecting of waterproofing screed
colour	orange
load category	H 1,5
certification	EN 1253-2:2015 - Gullies for buildings - Part 2: Roof drains and floor gullies without trap
manufacturer	TOPWET s.r.o., náměstí Viléma Mrštíka 62, 664 81 Ostrovačice, Czech Republic

TECHNICAL PARAMETERS



Heated balcony outlets – vertical version

Type	DN	Dimensions [mm]					
		a	b	c	d	e	f
TWBE 50 S	50	150	120	45	32	43	134
TWBE 75 S	70	150	120	45	32	43	134

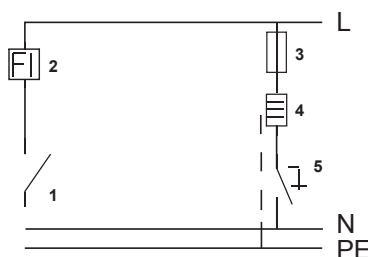


Heated balcony outlets – horizontal version

Type	DN	Dimensions [mm]			
		a	b	c	d
TWBE 50 V	50	150	61	187	14
TWBE 75 V	70	150	96	183	21

HEATING PARAMETERS

- Connection is made in the electrical box under the roof structure
- The supply cable length for the outlet is 1,5 m (kabel CYKY 3x1,5 mm)
- Wiring connection: yellow and green – guard black – phase, blue - neutral
- Alternating voltage: 230 V, 50 Hz
- Input: variable, according to the ambient environment, ca: 3 W at 20°C / 4 W at 0°C / 7 W at -20°C
- Max. current surge: 150 mA
- Enclosure rating: IP 67



- 1 – main switch
- 2 – current protection
- 3 – circuit breaker
- 4 – balcony outlet
- 5 – thermostat or switch
- L – phase (black)
- N – neutral (blue)
- PE – guard (green and yellow)